




**Tabela de
Aproveitamento
em Folhas**




Aqui você encontra as melhores variações do corte, obtendo o melhor aproveitamento do formato 66x96cm. Nas ilustrações o traço vermelho indica onde deve ser dado o primeiro corte, o traço preto os demais, e a área cinza indica as sobras. Abaixo de cada ilustração, são feitas as indicações de número de partes e formato obtido com cada corte.



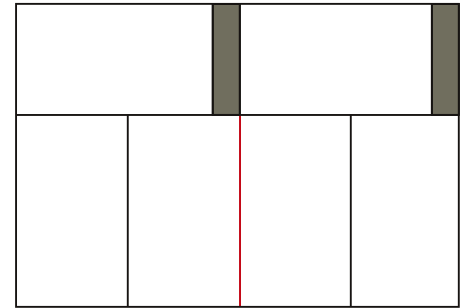
FORMATO 66x96 1 FOLHA




FORMATO 48x66 2 FOLHAS



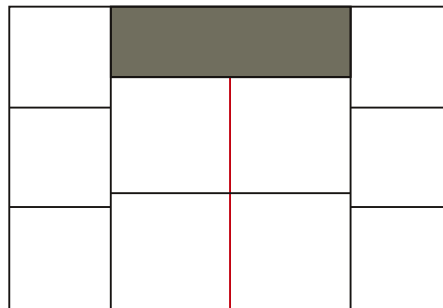
FORMATO 32x33 6 FOLHAS




FORMATO 24x42 6 FOLHAS



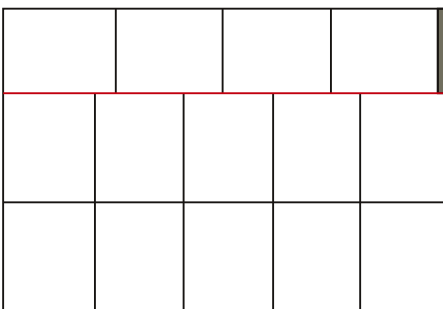
FORMATO 22x32 9 FOLHAS




FORMATO 22x26 10 FOLHAS




FORMATO 19,2x33 10 FOLHAS



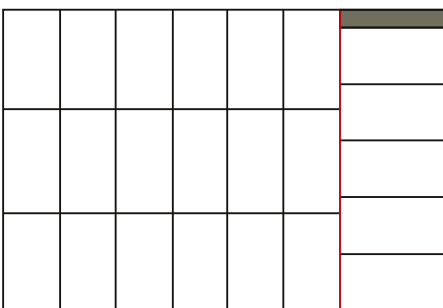
FORMATO 19,2x23,4 14 FOLHAS




FORMATO 19,2x22 15 FOLHAS




FORMATO 16,5x24 16 FOLHAS




FORMATO 12,5x21 23 FOLHAS



FORMATO 12x22 24 FOLHAS




FORMATO 16x16,5 24 FOLHAS



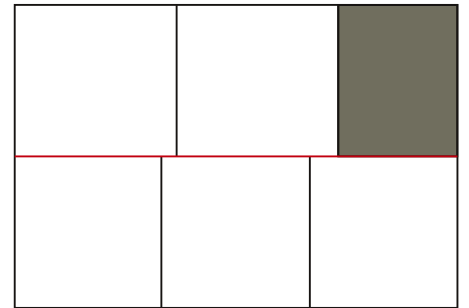
FORMATO 32x66

3 FOLHAS



FORMATO 33x48

4 FOLHAS



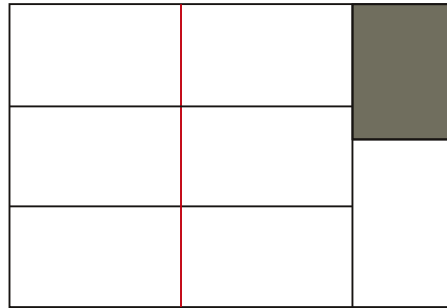
FORMATO 32x34

5 FOLHAS



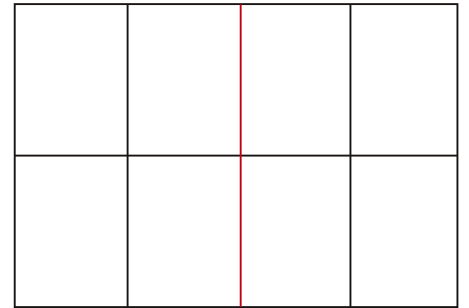
FORMATO 22x48

6 FOLHAS



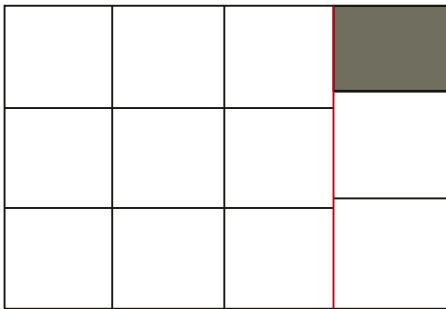
FORMATO 22x37

7 FOLHAS



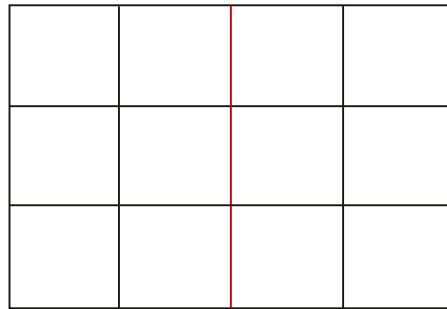
FORMATO 24x33

8 FOLHAS




FORMATO 21x25

11 FOLHAS




FORMATO 22x24

12 FOLHAS



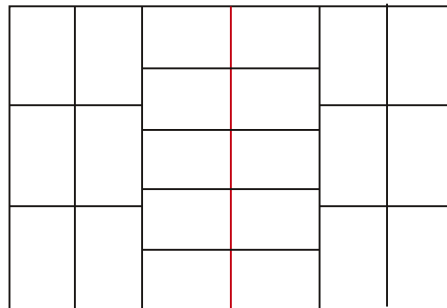
FORMATO 16x33

12 FOLHAS




FORMATO 16x22

18 FOLHAS




FORMATO 13x22

22 FOLHAS




FORMATO 16,5x19,2

20 FOLHAS




FORMATO 13,2x19,2

25 FOLHAS



FORMATO 11x19,2

30 FOLHAS



FORMATO 12x16,5

32 FOLHAS